

Dear parents and carers,

On **Thursday 19th October** we will be holding a year 1 reading and phonics meeting at **2:30pm**. This is open for all year 1 parents. We hope to see you in attendance.

Our Learning for the following week:

Science: We will be finishing our science topic by looking at the different materials that make a house.

R.E: We will be continuing our topic Belonging focusing on Baptisms. Father Keith will be joining us to discuss the sacrament of Baptisms.

English: This week we will be using our RE learning to write about the events of a Baptism.

Maths: This week we are learning to compare and measure length. We will also be looking at the days of the week.

PE: Year 1 PE days are currently Wednesday and Friday. Please ensure that the children come to school in their school uniform. We will get changed in class ready for our PE lessons. Please name all items clearly to ensure we can return uniform that has been misplaced.

Please ensure all uniform, book bags, PE bags, lunchboxes and water bottles are clearly labelled with your child's name.

Please see the Wellbeing Gsuite site for activities for World Mental Health Day which was on Tuesday.

Just a reminder that next week is the end of the half term. We will still be finishing school on Friday at the normal time of 3:10.


Thank you!

The Year 1 Team

This week we have sent home a reading home learning sheet with the sound ee - what can you see. The sheet contains 'green words' with the sound and 'alien words'. Alien words are used to practice blending various sounds.







This is for you to practice at home with your child.

Real Words



see
meet
keep
greet

Alien Words

 <small>Get 2 Phonics Words: ee</small> steen	 <small>Get 2 Phonics Words: ee</small> sclee
 <small>Get 2 Phonics Words: ee</small> treek	 <small>Get 2 Phonics Words: ee</small> cheeth
 <small>Get 2 Phonics Words: ee</small> fleep	 <small>Get 2 Phonics Words: ee</small> dreen